

1
Hannah Kidd
Snakes and Ladders (2014)
Aluminium ladders, steel and corrugated iron
3 x 5.5 x 2.5m



2
Rebecca Rose
Feathered (2014)
Aluminium
450 x 2000 x 400mm



3
Ben Foster
Speedy (2015)
ed. 1/3
Aluminium, waterborne automotive paint
990 x 650 x 250mm



4
Ben Foster
Shadow (2014)
ed. 1/3
Aluminium, waterborne automotive paint
850 x 2300 x 750mm



5
Bing Dawe
Tuna - Lake Waivera (2015)
ed. 1/3
Bronze and steel
2300 x 500 x 500mm



6
Bing Dawe
A Landscape with too many Holes. Korimako (2014)
ed. 3/5
Bronze and powder coated steel
2000 x 350 x 50mm



7
Doug Neil
Cathedral (2015)
Timaru bluestone
1100 x 550 x 420mm



8
Doug Neil
Stairway Home (2015)
Timaru bluestone
1100 x 550 x 420mm



9
Doug Neil
Canterbury Cloak (2015)
Timaru bluestone
1170 x 950 x 650mm



10
Doug Neil
Eye of the Canyon (2015)
Timaru bluestone
1000 x 530 x 450mm



11
Doug Neil
Enigma Variation (2015)
Timaru bluestone
1300 x 1200 x 600mm



12
Robyn Webster
Original Vessel I (2015)
Harakeke fibre, glass fibre, resin
200 x 640 x 200mm



13
Robyn Webster
Original Vessel II (2015)
Harakeke fibre, glass fibre, resin
200 x 700 x 200mm



14
Robyn Webster
Transition (2015)
Harakeke fibre, glass fibre, resin
200 x 400 x 200mm



15
Robyn Webster
Lifetime I (2015)
Harakeke fibre, glass fibre, resin
260 x 1115 x 260mm



16
Robyn Webster
Lifetime II (2015)
Harakeke fibre, resin
240x700x240mm



17
Robyn Webster
Thinking About It I (2015)
Harakeke fibre, glass fibre, resin
330x770x330mm



18
Robyn Webster
Trap II (2015)
Harakeke fibre, glass fibre, resin
450x650x450mm



19
Alison Erickson
Auf Wiedersehen (2015)
Bronze with steel base
1700 x 500 x 200mm + base 650mm



20
Llew Summers
The Burden of Wings (2008)
Marble
1300 x 600 x 450mm



21
Llew Summers
Heaven Above The Sky Below (2015)
Bronze
250 x 270 x 200mm



22
Llew Summers
Fun and Games (2015)
Bronze
350 x 400 x 250mm



23
Llew Summers
Icon (2015)
White quartz, agate and granite
570 x 225 x 180mm




24
Llew Summers
Flight (2015)
Marble
185 x 470 x 170mm



25
Llew Summers
It's A Topsy Turvy World (2015)
Carrara marble
880 x 270 x 270mm



26
Llew Summers
Euphany (2015)
ed. 1/7
Bronze
300 x 450 x 200mm



27
Llew Summers
Splitting The Air (2015)
ed. 1/7
Bronze
360 x 130 x 150mm




28
Llew Summers
Lead On (2015)
ed. 1/7
Bronze
300 x 700 x 200mm



29
Llew Summers
Giotto's Angels (2010)
ed. of 7
Bronze
1100 x 500 x 500mm



30
Graham Bennett
T R I G - Now Near, How Far (2008)
Stainless steel, powder-coated steel, basalt, glass, granodiorite stones
3.5 x 3 x 3 metres



31
Graham Bennett
Push Away The Sky (2015)
Stainless Steel, corten steel, stone
2.4 x 1 x 1 metre



32
Hannah Kidd
Oil Snake (2014)
Found oil can, steel and corrugated iron
460 x 620 x 290mm



33
Hannah Kidd
Water snake (2014)
Found watering can, steel and corrugated iron
370 x 400 x 350mm



34
Rebecca Rose
Bush lines I (2014)
Corten steel
2000 x 400 x 400mm



35
Rebecca Rose
Bush lines II (2014)
Corten steel
2000 x 400 x 400mm



Permanent collection

A
Doug Neil
Canoe (2007, 2013)
Timaru Bluestone

B
Ben Foster
Infinity (2014)
ed. 1/3
Aluminium, stainless steel, exterior sealant, sealed bearing.
Enquire about commissions.

C
Annabel Menzies-Joyce and friends
The Fertility Goddess Grove (2013)
Cast glass

D
Graham Bennett
None So Blind (2015)
Stainless steel, galvanised steel, telecommunication pole (recycled from Antarctica)

E
Bing Dawe
A Landscape with Too Many Holes, Waiting for St Francis - A Gateway (2015)
Bronze and steel

F
Doug Neil
The Rocks (2013)
Timaru Bluestone


G
Llew Summers
Follow Me (1995, 2013)
Concrete

H
Danny Summers
Peter (2012)
Totara


I
Doug Neil
Bound (2012)
Timaru Bluestone and rope



Rebecca Rose
Bush lines III
(2014)
Corten steel
2000 x 400 x 400mm




Marté Szirmay
Stormy Weather
(2006)
Bronze
350 x 900 x 900mm




Doug Neil
Helaine (2014)
Timaru bluestone
Height 3 metres, 10 tonne



Doug Neil
Hellene (2014)
Timaru bluestone
Height 2.7 metres, 8 tonne



Doug Neil
Take Flight (2013)
Timaru bluestone
400 x 800 x 80mm




Doug Neil
Hellenic Series, II
(2014)
Timaru bluestone
1200 x 300 x 400 mm



Doug Neil
Hellenic Series, III
(2014)
Timaru bluestone
1200 x 300 x 400 mm



Marté Szirmay
Small Beginnings
(2004)
Cast iron, 13 parts
230 x 250 x 320mm



Marté Szirmay
Zeitgeist (2004)
Cast iron, 13 parts
285 x 280 x 540mm




Llew Summers
Hinemoa (1988)
Macrocapa
1200 x 2600 x 120mm



Greer Twiss
Winged Victory
Bronze and g-clamp
80 x 140 x 60mm




Bing Dawe
Tuna - Lake Waihora (2003)
Ceramic and steel
400 x 800 x 300mm




Bing Dawe
Kotuku - Lake Waiwera (2012)
Totara and beef-bone
300 x 500 x 150mm



Alison Erickson
The Whole Catastrophe
(2008)
Bronze
450 x 200 x 200mm




Annabel Menzies-Joyce
Water I (2015)
Cast glass
110 x 170 x 120mm




Annabel Menzies-Joyce
Water II (2015)
Cast glass
110 x 170 x 120mm



Annabel Menzies-Joyce
Water III (2015)
Cast glass
110 x 220 x 200mm



Annabel Menzies-Joyce
Water IV (2015)
Cast glass
200 x 240 x 180mm



Annabel Menzies-Joyce
Midnight
(2015)
Bronze with steel base
290 x 300 x 100mm



Graham Bennett
How Near, How Far (2008)
Stainless steel, brass, stone
430 x 300 x 300mm



Graham Bennett
Weight, Reach, Wait (2014)
Steel, rust, stainless steel, brass, wood
700 x 300 x 300mm



Graham Bennett
Auger / Augur (2013)
Stainless steel
600 x 90 x 90mm plus plinth



Mission Statement

Tai Tapu Sculpture Garden's mission is to support contemporary New Zealand sculptural practice and enhance native biodiversity in Canterbury.

Located in an already naturally stunning landscape, TSG is an evolving sculpture garden comprising 1 hectare of recently-established native New Zealand bush. New planting includes tōtara, matai, kahikatea, beech and rimu and other rare or threatened native plants of Canterbury.

Purchasing artworks

This exhibition features permanent works and others for sale. All works for sale are indicated in the catalogue. View larger images online.

Payments can be made directly into Tai Tapu Sculpture Garden's account: 03 0823 0122455 94. Documentation and valuations will be provided.

Artworks purchased can be collected at the end of the exhibition period (22 March 2015). Insurance and transportation must be organised by the purchaser. We are happy to provide advice on transportation and installation. And we can liaise with the artist(s) on the purchaser's behalf to facilitate installation.

If you have any queries, please speak to Melissa Reimer 021 242 2462 or Peter Joyce 027 325 2000, or email: taitapusculpturegarden@gmail.com

Thank you for visiting the Tai Tapu Sculpture Garden and being part of this project. Your support is appreciated.

Commissions

Missed out on something you like? Enquire about other available works, editions and commissions.

Details

Entry is \$10 pp and free to 16 years and under. All welcome and onsite parking is free. The Garden is pram and wheelchair friendly. All tracks are grassed and the terrain is mostly flat. Picnickers are welcome during open hours. Also onsite: The Coffee Unit so visitors can refuel and enjoy their visit.

You can find more information online: www.taitapusculpturegarden.co.nz



TSG
TAI TAPU SCULPTURE GARDEN
199 Cossars Road, Tai Tapu, New Zealand